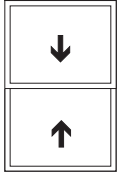
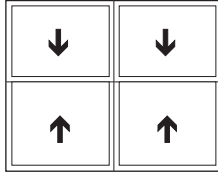


# Double Hung Window

## DH Configurations



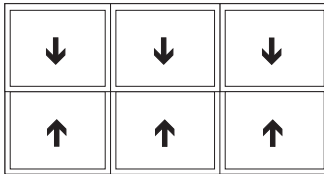
Double Hung



Double Double Hung



Double Double-Hung/Center Lite



Triple Double-Hung

## DH Minimum/Maximum Sizes

### DOUBLE-HUNG

- Min 1'6"
- Max 4'7"

### DOUBLE DOUBLE-HUNG

- Min 3'2"
- Max 6'7"

### TRIPLE DOUBLE-HUNG

- Min 4'2"
- Max 9'7"

Minimum egress is 3'5" with a center bar set or 2'6" with a center bar set.

DH vent set: 1/2 window height

## DH Available Frame Styles

### NO NAIL-ON FIN:

- 8225T Block Frame
- 1-5/8" Narrow Z-Bar
- 2-1/8" Wide Z-Bar

### INCLUDES NAIL-ON FIN:

- 8225T 1-3/8" Nail Fin Setback
- 1-3/8" Nail Fin Setback, 2" Long Nail Fin with optional:
  - 3/4" Flat J-channel
  - 1" Contoured J-channel
  - 2" Brickmold-style J-channel
  - Welded Brickmold

*NOTE: For engineering approval contact your Milgard representative for any configuration over 40 square feet. Each Milgard Manufacturing plant reserves the right to alter or change sizes and configurations according to location capabilities. Ask your Milgard rep about specialty applications. Windows over 40 square feet shipped open for field glazing. Varies by location.*

*Not all frame styles available at all Milgard locations. Contact your Milgard Representative for more information.*