
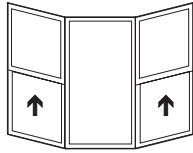



# Bay & Bow Window Configurations




Bay Picture




Bow Single Hung  
3-segment




Bay Casement



Bow Picture  
4-segment



Bay Single Hung



Bow Casement  
5-segment

## Minimum/Maximum Sizes

### BAY PICTURE

- Min 4<sup>01</sup>6 Max 8<sup>05</sup>0

### BAY SINGLE-HUNG

- Min 4<sup>02</sup>6 Max 8<sup>05</sup>0

### BAY CASEMENT

- Min 4<sup>01</sup>6 Max 8<sup>05</sup>0

### BOW 3-SEGMENT

- Picture, Casement Min 5<sup>01</sup>6 Max 6<sup>05</sup>0
- Single Hung Min 5<sup>02</sup>6 Max 6<sup>05</sup>0

### BOW 4-SEGMENT

- Picture, Casement Min 6<sup>01</sup>6 Max 8<sup>05</sup>0
- Single Hung Min 6<sup>02</sup>6 Max 8<sup>05</sup>0

### BOW 5-SEGMENT

- Picture, Casement Min 8<sup>01</sup>6 Max 10<sup>05</sup>0
- Single Hung Min 8<sup>02</sup>6 Max 10<sup>05</sup>0

## Available Frame Styles

A 1-1/4" or 2" pre-punched nail flange extends around the perimeter frame, securing the window in rough openings and acting as a part of the flashing system. Fin setbacks are available in 1-3/8" from outside of frame; also in 1" for our SW locations using 3 coat stucco applications (not available at all locations).

*NOTE: For engineering approval contact your Milgard representative for any configuration over 40 square feet. Each Milgard Manufacturing plant reserves the right to alter or change sizes and configurations according to location capabilities. Ask your Milgard rep about specialty applications. Windows over 40 square feet shipped open for field glazing. Varies by location.*

*Not all frame styles available at all Milgard locations. Contact your Milgard Representative for more information.*