

# STC Ratings

Rev: 1.16.19 by K.Pim

Operating Style	Series Numbers	Glass 1	Glass 2	STC	EWR	OITC	Test Number
horizontal slider 	8120 8130 8170	1/8	1/8	29	30	22	TL07-271
		1/8	3/16	33	34	27	TL07-270
		1/8	1/4	33	34	26	TL07-276
		1/8	LAM	34	35	27	TL07-273
		3/16	3/16	31	33	26	TL13-558
		3/16	1/4	32	33	26	I4873.02
		3/16	LAM	35	37	28	TL07-278
		1/4	1/4	30	32	25	I4873.01
		1/4	LAM	35	36	29	TL07-277
		LAM	LAM	35	36	30	TL07-274
horizontal slider (accessory groove) 	8140	1/8	1/8	29	30	22	TL07-271
		1/8	3/16	33	34	27	TL07-270
		1/8	1/4	33	34	26	TL07-276
		1/8	LAM	34	35	27	TL07-273
		3/16	3/16	31	33	26	TL13-558
		3/16	1/4	32	33	26	I4873.02
		3/16	LAM	35	37	28	TL07-278
		1/4	1/4	30	32	25	I4873.01
		1/4	LAM	35	36	29	TL07-277
		LAM	LAM	35	36	30	TL07-274
double slider 	8125	1/8	1/8	29	30	24	TL08-141
		1/8	3/16	-	-	-	not tested
		1/8	1/4	32	34	27	TL08-142
		1/8	LAM	33	34	28	TL08-145
		3/16	3/16	-	-	-	not tested
		3/16	1/4	33	35	28	TL08-144
		3/16	LAM	34	35	29	TL08-146
		1/4	1/4	-	-	-	not tested
		1/4	LAM	34	35	29	TL08-147
		LAM	LAM	34	35	30	TL08-148
single hung 	8220 8230 8270	1/8	1/8	29	30	22	TL07-294
		1/8	3/16	33	34	27	TL07-297
		1/8	1/4	-	-	-	not tested
		1/8	LAM	33	35	26	TL07-295
		3/16	3/16	-	-	-	not tested
		3/16	1/4	-	-	-	not tested
		3/16	LAM	33	34	28	I9316.01
		1/4	1/4	-	-	-	not tested
		1/4	LAM	35	36	29	TL07-299
		LAM	LAM	-	-	-	not tested


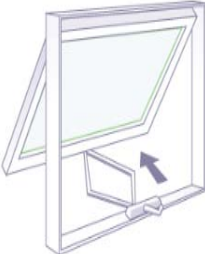
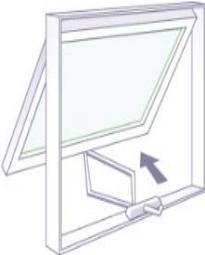
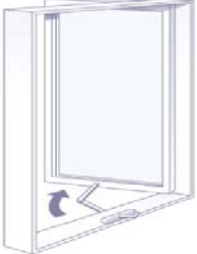
# STC Ratings

Rev: 1.16.19 by K.Pim

Operating Style	Series Numbers	Glass 1	Glass 2	STC	EWR	OITC	Test Number
single hung 	<b>8240</b> <i>(accessory groove)</i>	1/8	1/8	29	30	22	TL07-294
		1/8	3/16	33	34	27	TL07-297
		1/8	1/4	-	-	-	not tested
		1/8	LAM	33	35	26	TL07-295
		3/16	3/16	-	-	-	not tested
		3/16	1/4	-	-	-	not tested
		3/16	LAM	33	34	28	I9316.01
		1/4	1/4	-	-	-	not tested
		1/4	LAM	35	36	29	TL07-299
		LAM	LAM	-	-	-	not tested
double hung 	<b>8225</b>	1/8	1/8	26	28	22	TL07-430
		1/8	3/16	-	-	-	not tested
		1/8	1/4	28	31	26	TL07-435
		1/8	LAM	28	31	26	TL07-433
		3/16	3/16	-	-	-	not tested
		3/16	1/4	28	31	26	TL07-437
		3/16	LAM	-	-	-	not tested
		1/4	1/4	-	-	-	not tested
		1/4	LAM	-	-	-	not tested
		LAM	LAM	-	-	-	not tested
picture window <i>(step)</i> 	<b>8320</b> <b>8330</b> <b>8720</b> <b>8730</b>	1/8	1/8	31	32	25	TL08-136
		1/8	3/16	32	32	25	TL07-291
		1/8	1/4	32	32	26	TL07-289
		1/8	LAM	34	33	26	TL07-292
		3/16	3/16	30	32	25	I4873.09
		3/16	1/4	32	33	27	I4873.08
		3/16	LAM	33	34	28	I4873.07
		1/4	1/4	31	33	27	I4873.10
		1/4	LAM	34	35	27	TL07-293
		LAM	LAM	37	37	30	TL07-280
picture window <i>(step)</i> 	<b>8340</b> <i>(accessory groove)</i>	1/8	1/8	31	32	25	TL08-136
		1/8	3/16	32	32	25	TL07-291
		1/8	1/4	32	32	26	TL07-289
		1/8	LAM	34	33	26	TL07-292
		3/16	3/16	30	32	25	I4873.09
		3/16	1/4	32	33	27	I4873.08
		3/16	LAM	33	34	28	I4873.07
		1/4	1/4	31	33	27	I4873.10
		1/4	LAM	34	35	27	TL07-293
		LAM	LAM	37	37	30	TL07-280

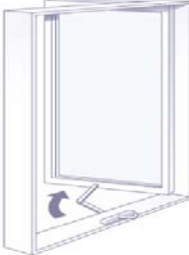



# STC Ratings

Rev: 1.16.19 by K.Pim

Operating Style	Series Numbers	Glass 1	Glass 2	STC	EWR	OITC	Test Number
<b>picture window</b> <i>(slider)</i> 	<b>8360</b> <b>8370</b>	1/8	1/8	28	27	22	I4873.05
		1/8	3/16	-	-	-	not tested
		1/8	1/4	-	-	-	not tested
		1/8	LAM	-	-	-	not tested
		3/16	3/16	-	-	-	not tested
		3/16	1/4	-	-	-	not tested
		3/16	LAM	33	35	29	I4873.03
		1/4	1/4	-	-	-	not tested
		1/4	LAM	-	-	-	not tested
		LAM	LAM	34	35	29	I4873.04
<b>awning</b> 	<b>8420</b> <b>8430</b>	1/8	1/8	31	31	24	TL07-281
		1/8	3/16	34	34	27	TL07-284
		1/8	1/4	35	35	27	TL07-285
		1/8	LAM	36	35	28	TL07-286
		3/16	3/16	-	-	-	not tested
		3/16	1/4	-	-	-	not tested
		3/16	LAM	37	37	30	TL07-287
		1/4	1/4	-	-	-	not tested
		1/4	LAM	38	38	30	TL07-283
		LAM	LAM	37	37	31	TL07-288
<b>awning</b> <i>(accessory groove)</i> 	<b>8440</b> <i>(accessory groove)</i>	1/8	1/8	31	31	24	TL07-281
		1/8	3/16	34	34	27	TL07-284
		1/8	1/4	35	35	27	TL07-285
		1/8	LAM	36	35	28	TL07-286
		3/16	3/16	-	-	-	not tested
		3/16	1/4	-	-	-	not tested
		3/16	LAM	37	37	30	TL07-287
		1/4	1/4	-	-	-	not tested
		1/4	LAM	38	38	30	TL07-283
		LAM	LAM	37	37	31	TL07-288
<b>casement</b> 	<b>8520</b> <b>8530</b>	1/8	1/8	31	31	24	TL07-281
		1/8	3/16	34	34	27	TL07-284
		1/8	1/4	35	35	27	TL07-285
		1/8	LAM	36	35	28	TL07-286
		3/16	3/16	-	-	-	not tested
		3/16	1/4	-	-	-	not tested
		3/16	LAM	37	37	30	TL07-287
		1/4	1/4	-	-	-	not tested
		1/4	LAM	38	38	30	TL07-283
		LAM	LAM	37	37	31	TL07-288

# STC Ratings

Rev: 1.16.19 by K.Pim

Operating Style	Series Numbers	Glass 1	Glass 2	STC	EWR	OITC	Test Number
<b>casement</b> 	<b>8540</b> <i>(accessory groove)</i>	1/8	1/8	31	31	24	TL07-281
		1/8	3/16	34	34	27	TL07-284
		1/8	1/4	35	35	27	TL07-285
		1/8	LAM	36	35	28	TL07-286
		3/16	3/16	-	-	-	not tested
		3/16	1/4	-	-	-	not tested
		3/16	LAM	37	37	30	TL07-287
		1/4	1/4	-	-	-	not tested
		1/4	LAM	38	38	30	TL07-283
		LAM	LAM	37	37	31	TL07-288
<b>picture window</b> <i>(fa/fc match)</i> 	<b>8421</b> <b>8431</b> <b>8521</b> <b>8531</b>	1/8	1/8	31	31	24	TL07-281
		1/8	3/16	34	34	27	TL07-284
		1/8	1/4	35	35	27	TL07-285
		1/8	LAM	36	35	28	TL07-286
		3/16	3/16	-	-	-	not tested
		3/16	1/4	-	-	-	not tested
		3/16	LAM	37	37	30	TL07-287
		1/4	1/4	-	-	-	not tested
		1/4	LAM	38	38	30	TL07-283
		LAM	LAM	37	37	31	TL07-288
<b>picture window</b> <i>(fa/fc match)</i> 	<b>8441</b> <i>(accessory groove)</i> <b>8541</b> <i>(accessory groove)</i>	1/8	1/8	31	31	24	TL07-281
		1/8	3/16	34	34	27	TL07-284
		1/8	1/4	35	35	27	TL07-285
		1/8	LAM	36	35	28	TL07-286
		3/16	3/16	-	-	-	not tested
		3/16	1/4	-	-	-	not tested
		3/16	LAM	37	37	30	TL07-287
		1/4	1/4	-	-	-	not tested
		1/4	LAM	38	38	30	TL07-283
		LAM	LAM	37	37	31	TL07-288
<b>sliding door</b> 	<b>8621</b> <b>8631</b>	1/8	1/8	29	29	22	TL98-366
		1/8	3/16	33	34	27	TL98-371
		1/8	1/4	33	34	28	TL98-367
		1/8	LAM	35	35	28	TL98-368
		3/16	3/16	33	34	24	TL03-216
		3/16	1/4	33	34	28	TL98-369
		3/16	LAM	34	35	29	TL98-370
		1/4	1/4	-	-	-	not tested
		1/4	LAM	-	-	-	not tested
		LAM	LAM	35	36	29	TL98-365

STC Ratings

Rev: 1.16.19 by K.Pim

Operating Style	Series Numbers	Glass 1	Glass 2	STC	EWR	OITC	Test Number
sliding door 	8621F 8631F	1/8	1/8	29	29	22	TL04-165
		1/8	3/16	33	33	26	TL04-166
		1/8	1/4	33	33	27	TL04-167
		1/8	LAM	33	34	27	TL04-168
		3/16	3/16	31	32	25	TL04-170
		3/16	1/4	-	-	-	not tested
		3/16	LAM	-	-	-	not tested
		1/4	1/4	-	-	-	not tested
		1/4	LAM	-	-	-	not tested
		LAM	LAM	34	35	28	TL04-169
picture window (panel transom) 	8621T 8631T	1/8	1/8	28	28	22	I2132.01
		1/8	3/16	32	32	26	I2132.02
		1/8	1/4	33	33	26	I2132.03
		1/8	LAM	35	34	27	I2132.04
		3/16	3/16	30	31	25	I2132.05
		3/16	1/4	32	34	27	I2132.06
		3/16	LAM	35	35	29	I2132.07
		1/4	1/4	31	32	25	I2132.08
		1/4	LAM	35	36	30	I2132.09
		LAM	LAM	36	34	28	I2132.10
swing door 	8642 8662 (inswing)	1/8	1/8	30	30	24	TL11-199
		1/8	3/16	32	33	27	TL11-201
		1/8	1/4	33	33	28	TL11-207
		1/8	LAM	33	34	28	TL11-203
		3/16	3/16	-	-	-	not tested
		3/16	1/4	32	34	28	TL11-205
		3/16	LAM	33	34	28	TL11-209
		1/4	1/4	-	-	-	not tested
		1/4	LAM	33	34	28	TL11-211
		LAM	LAM	33	34	28	TL11-213
swing door 	8643 8663 (outswing)	1/8	1/8	30	30	24	TL11-198
		1/8	3/16	32	33	27	TL11-200
		1/8	1/4	33	33	28	TL11-206
		1/8	LAM	33	34	28	TL11-202
		3/16	3/16	-	-	-	not tested
		3/16	1/4	32	34	28	TL11-204
		3/16	LAM	33	34	28	TL11-208
		1/4	1/4	-	-	-	not tested
		1/4	LAM	33	34	28	TL11-210
		LAM	LAM	33	34	28	TL11-212