
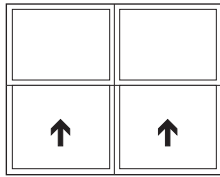


# Single Hung Window

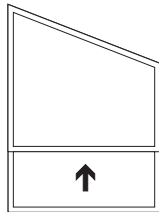
## Configurations



Single Hung



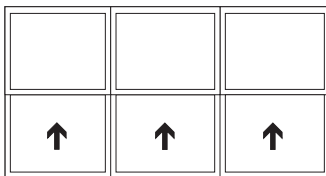
Double Single Hung



Gable Top Single Hung



Double Single Hung/Center Lite



Triple Single Hung

## Minimum/Maximum Sizes

### Single-Hung

- Min 1'0" Max 4'6"

### Double Single-Hung

- Min 2'0" Max 7'6"

### Triple Single-Hung

- Min 3'0" Max 9'6"

### Double Single-Hung with Center Lite

- Min 3'0" Max 9'6"

### Gable Top Single Hung

- Min 1'0" Max 4'6"

Minimum egress is 3'5" with a 30" bar set or 2'6" with a 36" bar set.  
SH vent set: 12, 15, 18, 21, 24, 27, 30, 33 or 36.

## Available Frame Styles

- 1-3/8" Nail Fin Setback
- 1" Nail Fin Setback with Stucco Key
- 1" Nail Fin Setback with J-Channel
- Contour Z-bar
- Flat Z-bar
- Block Frame (no fin)

*NOTE: For engineering approval contact your Milgard representative for any configuration over 40 square feet. Each Milgard Manufacturing plant reserves the right to alter or change sizes and configurations according to location capabilities. Ask your Milgard rep about specialty applications. Windows over 40 square feet shipped open for field glazing. Varies by location.*

*Not all frame styles available at all Milgard locations. Contact your Milgard Representative for more information.*